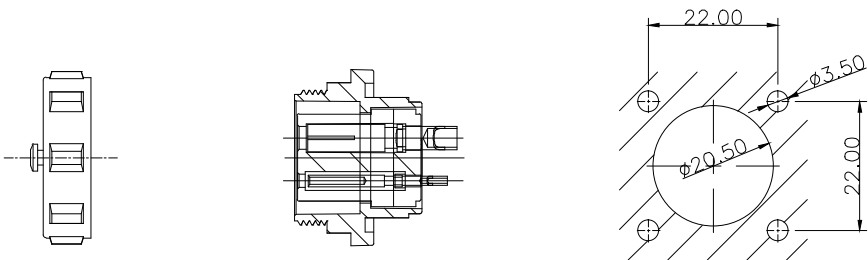
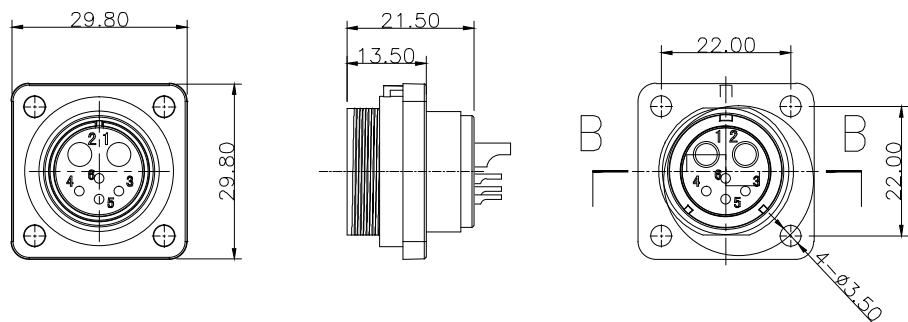


# INT13-FP2114/S063



SECTION B-B

开孔尺寸

REV	ZONE	REVISION	DATE

## 材料和技术参数 Material and spec

产品类型	Product model	连接器	Connector
接插方式	Coupling	螺纹锁紧	Threaded
外壳材料	Shell material	热塑材料	PP0, PA66 阻燃等级:V-0 PP0, Nylon66 fire resistance:V-0
绝缘体	Insert material	热塑材料	PPS 耐高温 260°C PPS max temperature 260°C
接触件材料	Contact material	铜镀金	Brass with gold plating
接线方式	Termination	INT13-FP21:焊接/压接 INT13-FP21:solder/crimp	
电缆直径	Cable outer diameter range	INT13-FP21B:7-12mm	
防护等级	IP rating	IP68	
接插次数	Mating cycle	500 times	
温度范围	Temperature range	-25°C — +85°C	
绝缘电阻MΩ	Insulation resistance M	2000	

## 焊接芯件芯数排列及技术特性表 Solder contact arrangement and spec

芯数	Number of contact	6C
插针绝缘体正面图	Male contact face view	
额定电流A	Rated current (A)	30A/5A
接触件直径	Contact diameter	2.8*2 1.0*4
接线方式	Termination	焊接 solder
工作电压(AC.V)	Rated voltage(AC.V)	500V/400V
耐压(AC.V) 1 min	Test voltage(AC.V) 1 min	1500V
接触电阻 mΩ	Contact resistance mΩ	0.5 / 5
线规 mm <sup>2</sup> /AWG	Wire size solder mm <sup>2</sup> /AWG	<10/7.
螺丝压接线规 mm <sup>2</sup> /AWG	Wire size for screw ceimp mm <sup>2</sup> /AWG	<0.785/18.



深圳市茵特电子科技有限公司  
SHENZHEN INTE-AUTO CO.,LTD

COMPUTER NO.

INT13-FP21 Receptacle

UNIT

mm

SCALE

1:1

PART NAMF

INT13-FP2114/S063

APPD.

Lee

CKD.

LWJ

DATE

LZG

DATE

2024/6/1

TOLERANCE

.x ±0.05  
.xx ±0.02

PART NO.

6Pin-Solder

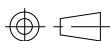
PEV

A0

MODEL

Waterproof  
Connector

PAGE 1 OF 1



1

2

3

4

5

6

7

8